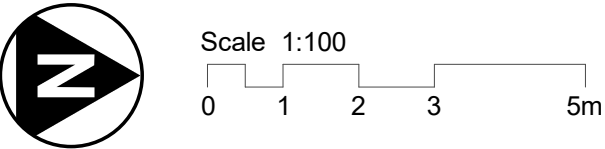


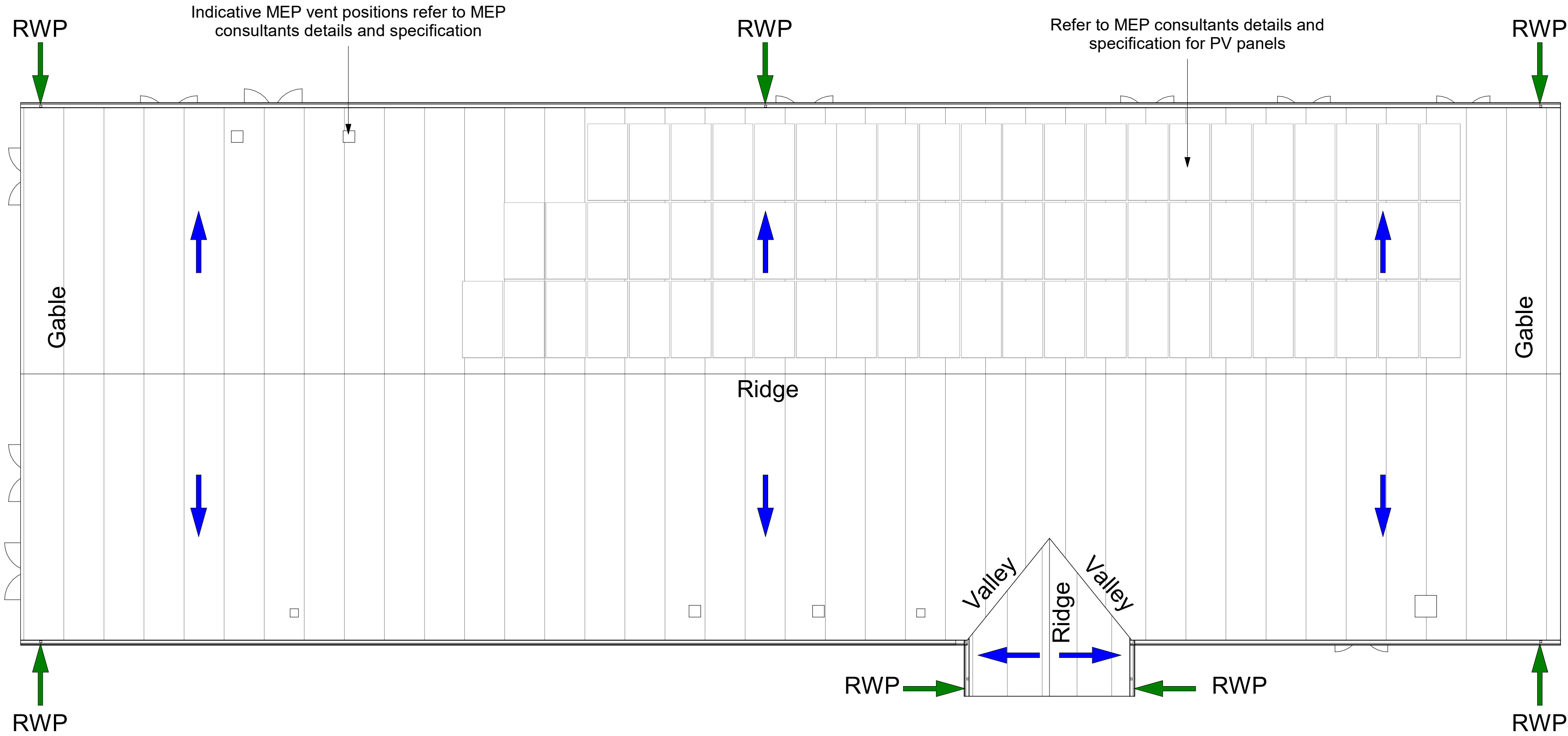


- No.
- Note
- 1
- All dimensions to be verified on site by GENERAL CONTRACTOR prior to any work, setting out or shop drawings being prepared.
- 2
- Drawings not to be scaled. Work to figured dimensions only.
- 3
- © copyright SAUNDERS BOSTON LIMITED. All rights reserved.
This drawing remains the property of SAUNDERS BOSTON LIMITED at all times and may not be reproduced or copied in whole or in part without their prior written consent.
- 4
- This drawing and related specifications are for use only in the stated location.
- 5
- This drawing is to be read in conjunction with all other Consultants drawings and specifications.
- 6
- Drainage has not been surveyed and any/all pipe locations and below ground drainage runs are indicative.
- 7
- It is assumed that all works will be carried out by a competent contractor who will be working, where appropriate, to an approved method statement.



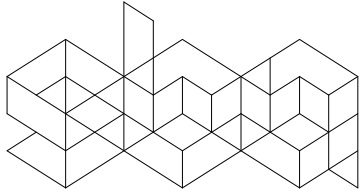
Roof Plan Key

- Roof Fall Direction
- Down Pipe



Roof Plan
1 : 100

P05	Planning Issue	18.11.24	MC	MP	
P04	Draft Planning Issue	04.11.24	MC	MP	
P03	Stage 3 Issue	18.10.24	MC	MP	
P02	Updates following comments from PM	12/07/24	MC	MP	
P01	Stage 2 Issue	05/07/24	MC	MP	
No.	Revision	Date	CHK	Auth	



Saunders
Boston
Architects

Eastern Gate House, 119 Newmarket Road,
Cambridge CB5 8HA
T 01223 367733
office@saundersboston.co.uk

The Generator, The Gallery, King's Wharf
The Quay, Exeter EX2 4AN
T 01392 346627
www.saundersboston.co.uk

STAGE 3

SBA Project Code	Drawn	MC	Date	22/04/2024
2072	Checked	MP		

Client
Arun District Council

Job
Angmering Sports Hub

Drawing
Roof Plan

Scale	Revision
1 : 100 @A1	P05

project	originator	zone	level	type	role	number
2072-SBA-XX-R1-DR-A						-0020