DWG No. 191183/SD/01

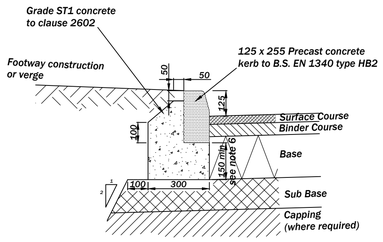

KERB TYPE KHB

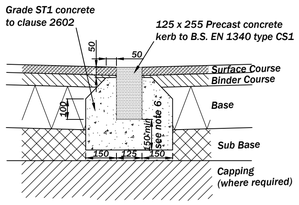

KERB TYPE CS

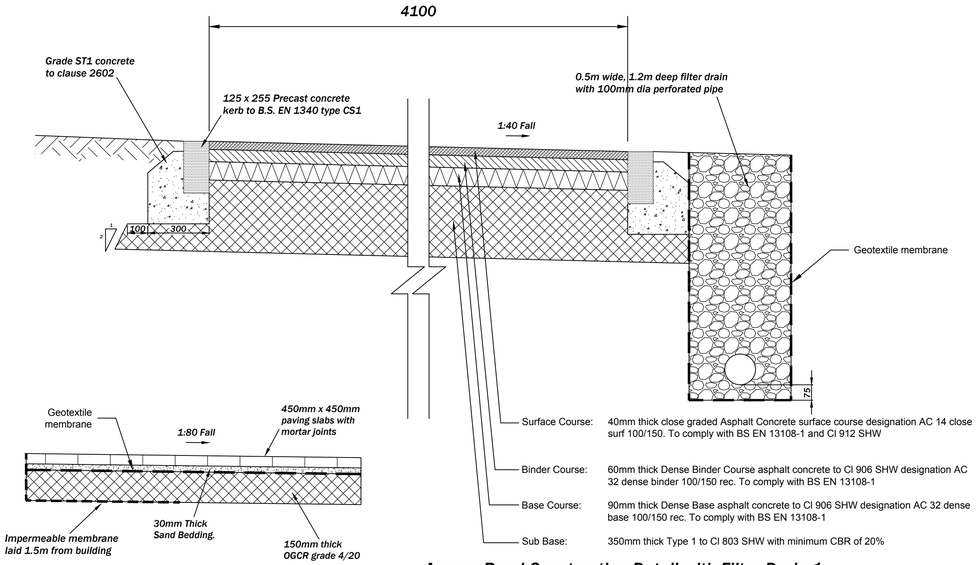

Access Road Construction Detail with Filter Drain 1

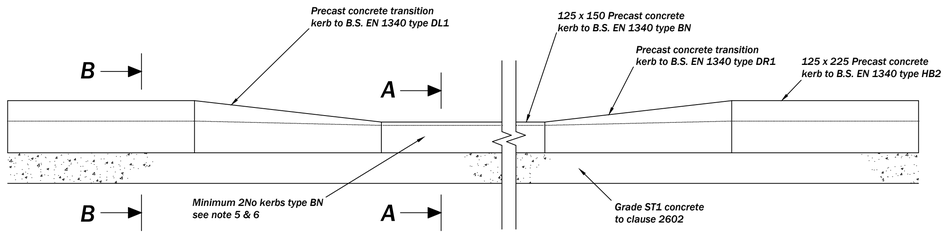

ELEVATION OF DROPPED KERB

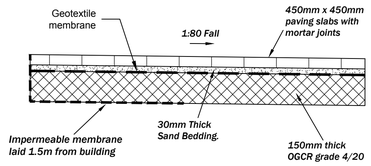

Patio Construction Detail

Sub base of patio and driveway construction to be founded in Gravel Head Deposits, thickness to be increased if necessary.

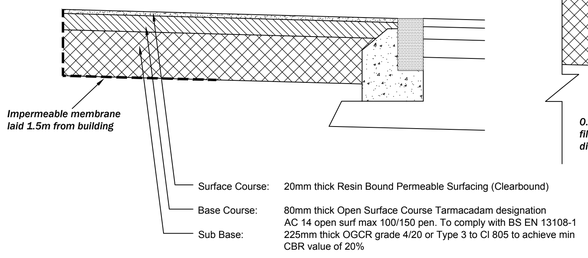

Driveway Construction Detail

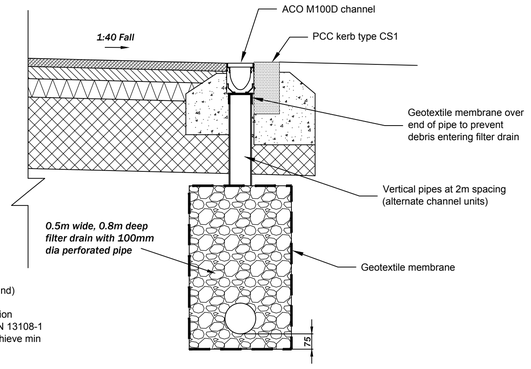

Access Road Construction Detail with ACO Channel and Filter Drain 2

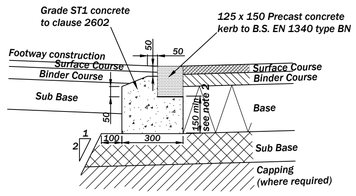

SECTION A-A

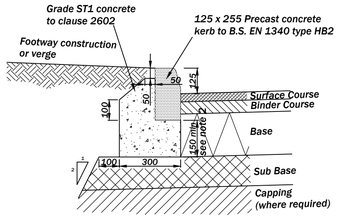

SECTION B-B

KERB TYPE DK

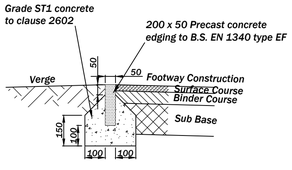

KERB TYPE EF

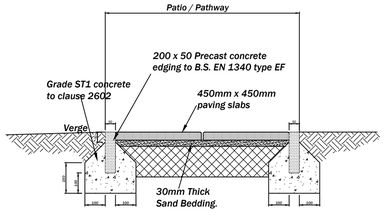

FOOTPATHS CONSTRUCTION DETAIL

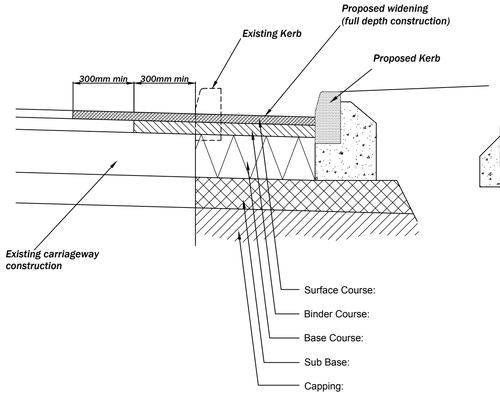

Carriageway Tie-in Construction Detail

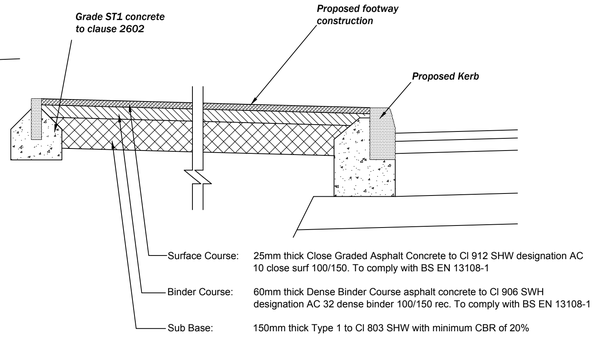

Full Depth Footway Construction

NOTES

1. All dimensions are given in millimeters.
2. Kerbs shall be laid with dry joints and closely butted to adjacent kerbs.
3. For radii of 12 meters or less kerbs of the appropriate radius shall be used.
4. Where it is considered necessary to construct the kerb bedding in advance of the kerb laying and backing, the kerb shall be bedded on a 15min/40max mortar bed to designation (i) to table 24/1 clause 2404.
5. Where kerb bedding is constructed in advance of the kerb laying, 20dia x 200mm long mild steel dowels @450 c/c shall be placed in the bedding to allow for tieing in kerb backing.
6. Kerb bedding to have a minimum thickness of 150mm or founded on the top surface of the sub-base which ever is the greater.

Rev	Amendment	Drawn	Checked	Approved	Date
B	Note added	RS	KBL	KBL	22/07/19
A	Revised to Client comments	RS	KBL	KBL	19/07/19

LANMOR Consulting
Civil Engineers & Transport Planning
Thorogood House, 34 Tolworth Close, Surbiton, Surrey, KT6 7EW
Telephone: 0208 339 7899 Fax: 0208 339 7898
e-mail: info@lanmor.co.uk
www.lanmor.co.uk

Countyoak Homes Ltd

Dappers Lane
Angmering

Standard Details

Sheet 1 of 3

DRAWN	CHECKED	APPROVED
RS	KBL	KBL
DATE Jul-19	DATE Jul-19	DATE Jul-19

SCALE	PRJ No.	SIZE	REV
NTS	191183	A1	B

DWG No. 191183/SD/01

ARUN DISTRICT COUNCIL A/113/19/DOC