ARUN DISTRICT COUNCIL:AW/229/06/ 29/09/2006

ARUN DISTRICT COUNCIL
No. AW 229 06
RECEIVED 29-9-06

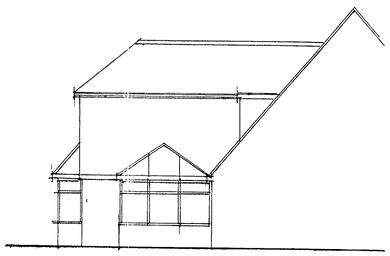

side

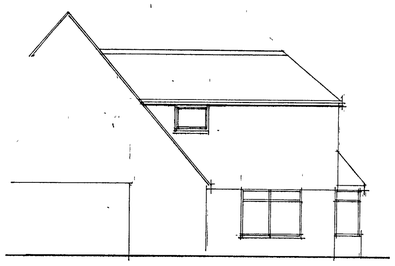

side

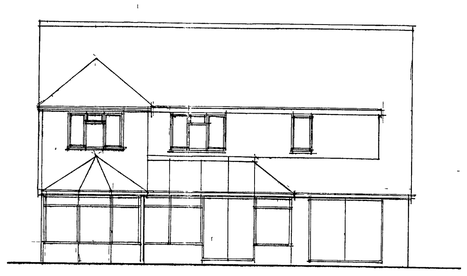

rear

PROPOSED

founds	concrete pads and trench fill min 1m deep onto site and soil conditions and NHBC Appendix 4.2H note water table 1.5m.
walls	external - 50x150 mm timber frame at 600 mm ¢ bolted to steel beam (see Structural Engineers calculations) lined with exterior quality ply, roofing felt, 25x38 mm battens and plain tile hanging. 100 mm Celotex between studs and faced with foilbacked plasterboard and skim. Space between under side of beam and window head full length 100x100 mm studwork between plywood and faced with plasterboard. internal 50x100 mm stud frame at 600 mm ¢ faced both sides with plasterboard & skim
floor	38x195 mm joists at 400 mm ¢ built into web of beams herring bone or block strutting midway. 25 mm moisture treated - interlocking chipboard
roof	plain concrete tiles on 25x38 mm battens, type 1F roofing felt laid 150 mm lap. ceiling joists 38x147 mm at 400 mm ¢ - 38x125 mm rafters at 400 mm ¢ 38x125 struts and beavers. 25x125 mm fascia - exterior quality ply softes - 50x150 mm wall plates. provide insect proof vents in all softes equal to 10 mm continuous strip. 100 mm Celotex insulation between ceiling joists maintaining 50 mm air gap to roof. ceiling lined with plasterboard and plastic compound finish.
windows	upvc double glazed - min air gap 16 mm and coated with Pilkington K. provide means of escape window min 0.33 m opening and min dimension of 450 mm
ventilation	provide 8000 mm² trickle vents
heating	extend existing gas fired wet system.
part P	work to be carried out to satisfy BS 7671 with certificate provided on completion.

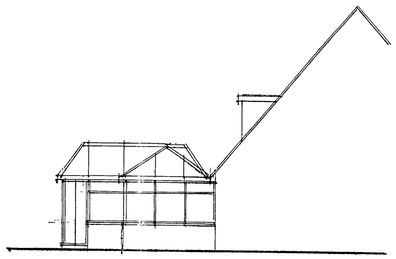

side

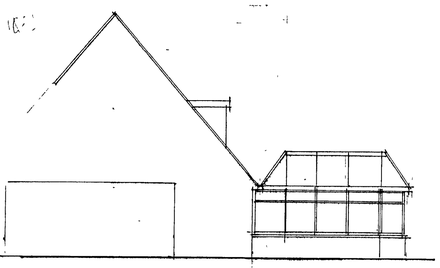

side

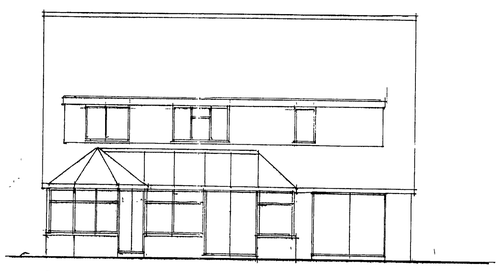

rear

EXISTING

elevations

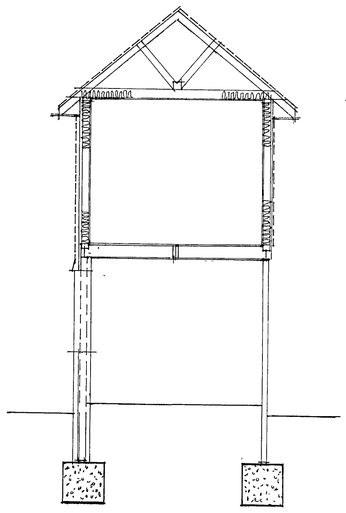

sections

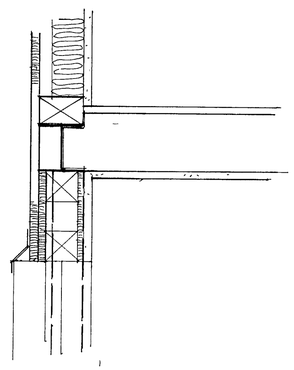

proposed addition
2 Willow Way
ALDWICK
for
Mr & Mrs L Norman

sections, notes
& elevations

PLAN NO	608/2
SCALES	1:100 1:50 1:20
DATE	09/06

DAVID J BROOKWELL
99 WESTMINSTER DRIVE
ALDWICK BOGNOR REGIS
tel no 01243 264928