ARUN DISTRICT COUNCIL:AW/206/06/ 24/08/2006

ARUN DISTRICT COUNCIL
No. AW 206 06
RECEIVED 24.8.06

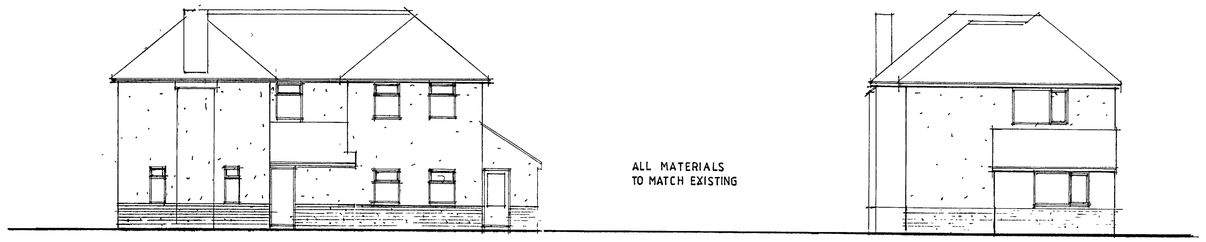

PROPOSED

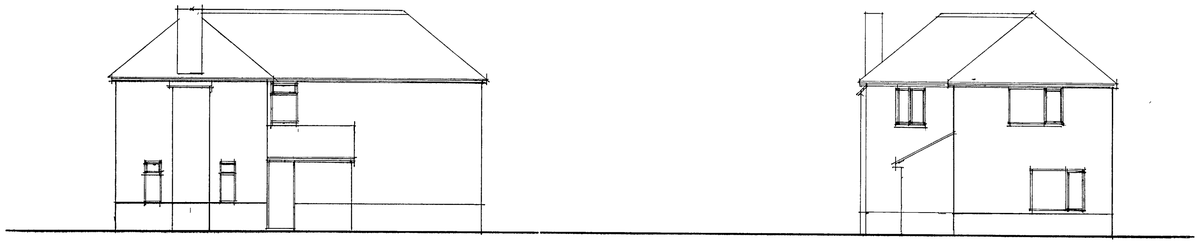

EXISTING

elevations

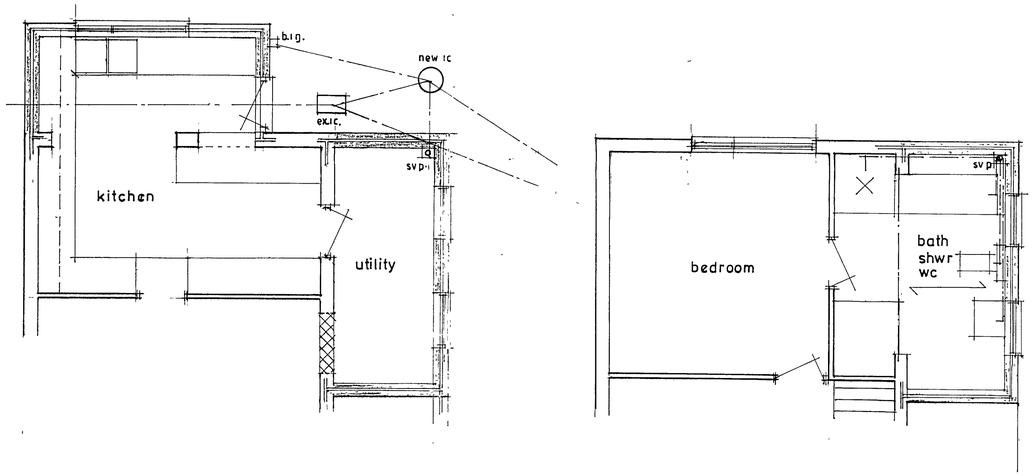

PROPOSED

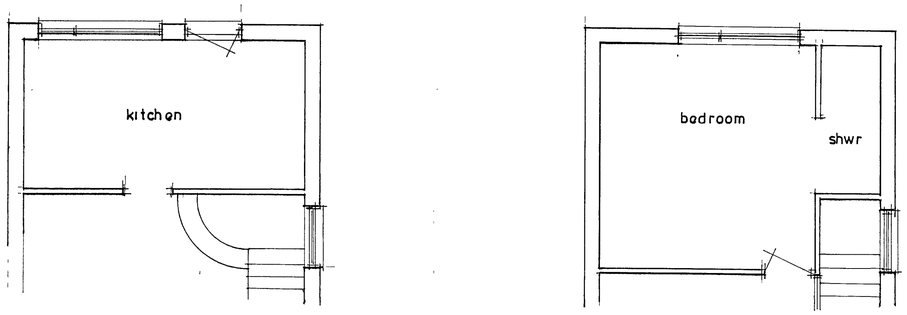

EXISTING

plans

founds
expose foundations where new work joins existing and underpin if required
expose foundation beneath lean-to entrance and assess suitability for surcharge
trench fill foundations under new work 450x600 mm min 1m deep or to suit site and soil conditions and comply with NABC appendix 4-2 H

walls
250mm cavity - 100mm faced brickwork to plinth - two skins standard Tophite blocks with 50mm cavity
render block work above brick plinth to match existing - infill cavity with White-wool fill.
12.5mm plaster internally. - grade A concrete blocks below ground level - pvc dpc in all walls
general - place wall ties 900 mm horizontally, 450mm vertically and at 225mm at openings, reveals and corners - all terminations, bridging and cavity heads sealed
expose existing walls where new work joins and provide continuous cavity.
join new work to existing with stainless steel profiles.

floors
100mm consolidated, sand blinded approved fill - 1200 gauge polythene vapour barrier
100mm oversite concrete with A128 mesh in oversite over ex drain run - screed and tile finish to match existing
first floor - 38x122mm at 400mm ℄ SC4 grade - moisture treated interlocking 25mm chipboard.
construct bulkhead floor in bathroom over stairway maintaining min 2.0m headroom throughout.

roofs
ex hipped roof - 50x100mm rafters at 450mm ℄, purlins and struts.
new hipped roof - 50x100mm rafters at 400mm ℄ on layboards and wall plates. 50x100mm strapped at 1.2m ℄ with 5x30 mi. straps to inner skin. - 75x150 purlins to follow existing with 50x100mm struts to runners - exterior quality ply soffites, 25x150 mm fascias
provide insect proof vents in all soffites equal to 10mm continuous strip
roofing felt type 1F laid 150mm lap with 25x38mm battens and concrete tiles to match existing.
new lean-to over kitchen - general as above
both 75x150mm plates to wall to support ceiling joists and rafters or use joist hangers for ceiling.
38x122mm ceiling joists, 38x125mm rafters at 400mm ℄ 50x100mm hangers.
ventilate soffits as above but with apex vents equal to 5mm continuous strip.
weather roof to ex wall with lead cavity tray
weather ex lean-to tiled roof to new two storey wall with flashings and soakers
insulate both roofs with 250mm glass fibre quilt over ceiling joists, laid 100mm between joists and 150mm at right angles maintaining 50mm air gap to underside of roof.
all ceilings - plastic compound on plasterboard.

windows
upvc double glazed with min 16mm air gap and Pilkington K treated. 5% opening to adjoining room.

plumbing
installation to comply with BS 5572

drainage
convert drain run from ex chamber to new and decommission pipes re connect to ex run before outfall I.C.
foul - single stack drainage to comply with BRSD 80 2nd series.
100mm pvc stvp (cranked around hip) encased in inv. fv duct with floor level cleaning access
75mm deep seal trap to bath, shower and basin re sealing trap to kitchen sink - 40mm waste to bath
38mm to shower, basin and sink - 100mm pipes to have tepseal flexible joints on 150mm granular bed and surround. - 450mm inspection chamber, p.v.c surround with lean-mix - 800mm deep.
connect roof water to ex outfalls

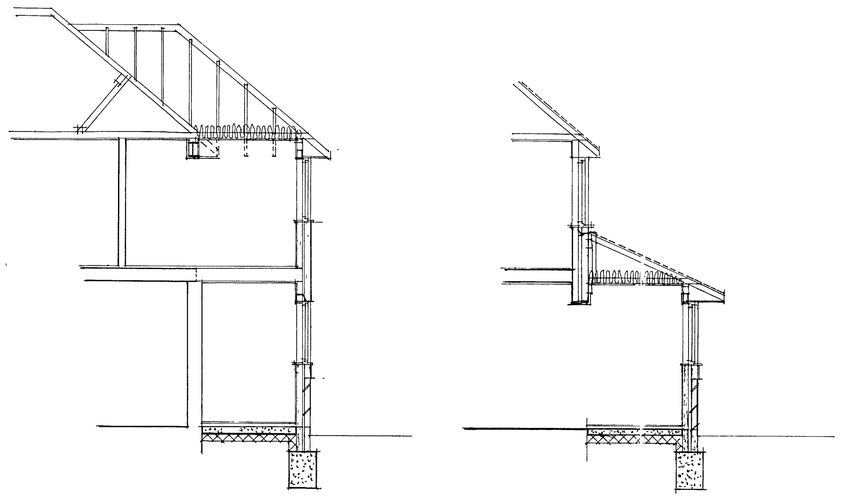

sections

proposed additions
1 Pinehust Gardens
ALDWICK
for
Mr&Mrs P Overton

plans, elevations,
section & notes

PLAN NO	607/1
SCALES	1:100 1:50
DATE	08/06

DAVID J BROOKWELL
99 WESTMINSTER DRIVE
ALDWICK BOGNOR REGIS
tel no 01243 264928