Soakaway Test Results & Soil Infilltration Rate

constructiveevaluation
site investigation • building pathology

Site: 34-44 Carlton Avenue

Job No: 19.1088 **Trial Hole: SA1** **Test 1**

Time in minutes	Depth in metres to water surface	Depth in metres of water	Percentage of water depth at start
0.00	0.09	0.46	100.0%
1.00	0.10	0.45	97.8%
2.00	0.11	0.44	95.7%
3.00	0.12	0.43	93.5%
4.00	0.13	0.42	91.3%
5.00	0.14	0.41	89.1%
6.00	0.15	0.40	87.0%
7.00	0.16	0.39	84.8%
8.00	0.16	0.39	84.8%
9.00	0.16	0.39	84.8%
10.00	0.17	0.38	82.6%
15.00	0.19	0.36	78.3%
20.00	0.21	0.34	73.9%
25.00	0.23	0.32	69.6%
30.00	0.25	0.30	65.2%
45.00	0.28	0.27	58.7%
60.00	0.30	0.25	54.3%
90.00	0.34	0.21	45.7%
120.00	0.38	0.17	37.0%
180.00	0.44	0.11	23.9%
180.00	**0.44**	**0.11**	**23.9%**

INFILTRATION CALCULATED FROM 75%-25% WATER DEPTH RANGE

Pit Size		Time in mins	
Length	1.00	18	75%
Width	0.35	175	25%
Depth	0.55		

Infiltration Rate from75%-25% **8.80087E-06**

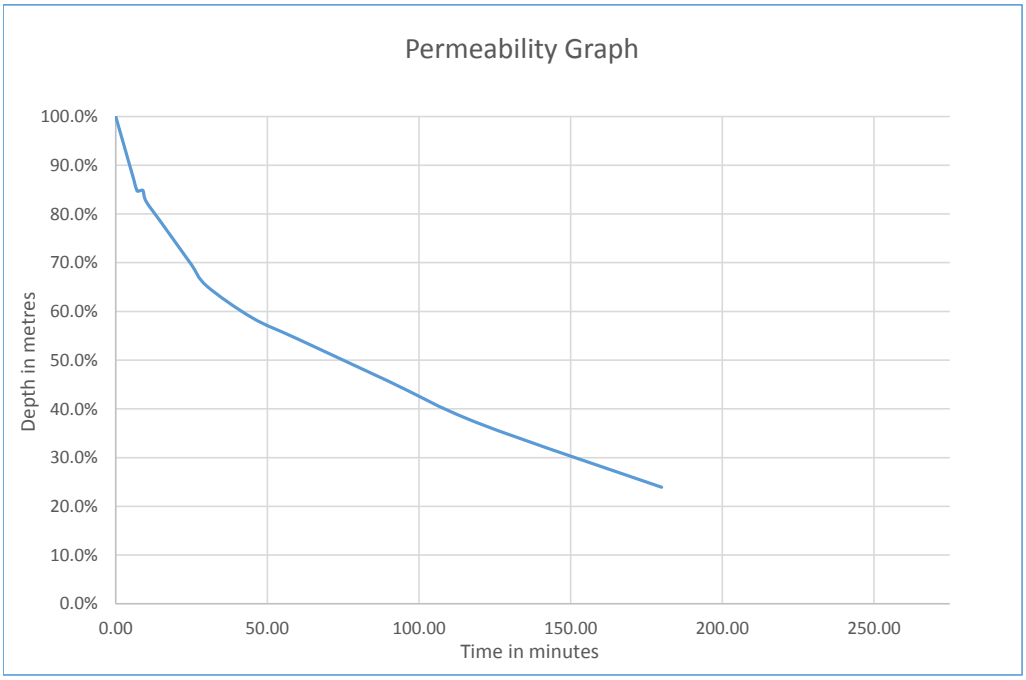

Soakaway Test Results & Soil Infilltration Rate

constructiveevaluation
site investigation • building pathology

Site: 34-44 Carlton Avenue

Job No: 19.1088 **Trial Hole: SA1** **Test 2**

Time in minutes	Depth in metres to water surface	Depth in metres of water	Percentage of water depth at start
0.00	0.03	0.52	100.0%
5.00	0.05	0.50	96.2%
10.00	0.07	0.48	92.3%
15.00	0.08	0.47	90.4%
20.00	0.09	0.46	88.5%
25.00	0.10	0.45	86.5%
30.00	0.12	0.43	82.7%
40.00	0.13	0.42	80.8%
110.00	0.23	0.32	61.5%
180.00	0.31	0.24	46.2%
260.00	0.42	0.13	25.0%
260.00	0.42	0.13	25.0%

INFILTRATION CALCULATED FROM 75%-25% WATER DEPTH RANGE

Pit Size		Time in mins	
Length	1.00	55	75%
Width	0.35	260	25%
Depth	0.55		

Infiltration Rate from75%-25% **7.03267E-06**

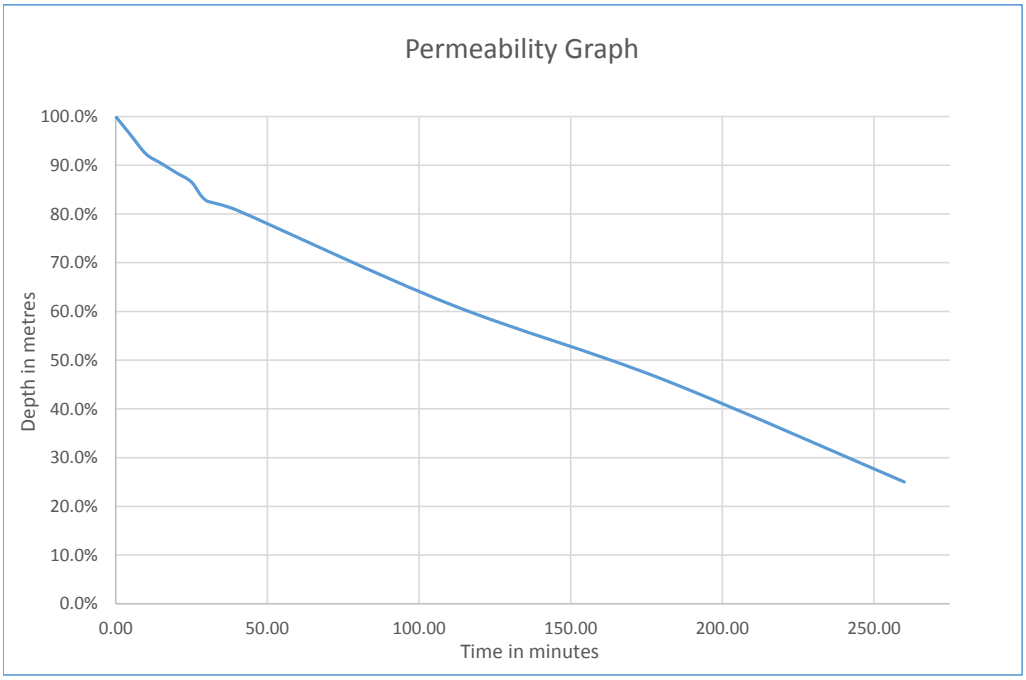

Soakaway Test Results & Soil Infilltration Rate

constructiveevaluation
site investigation • building pathology

Site: 34-44 Carlton Avenue

Job No: 19.1088 **Trial Hole: SA2** **Test 1**

Time in minutes	Depth in metres to water surface	Depth in metres of water	Percentage of water depth at start
0.00	0.15	0.50	100.0%
1.00	0.22	0.43	86.0%
2.00	0.27	0.38	76.0%
3.00	0.30	0.35	70.0%
4.00	0.32	0.33	66.0%
5.00	0.34	0.31	62.0%
6.00	0.36	0.29	58.0%
7.00	0.38	0.27	54.0%
8.00	0.40	0.25	50.0%
9.00	0.42	0.23	46.0%
10.00	0.44	0.21	42.0%
15.00	0.49	0.16	32.0%
20.00	0.53	0.12	24.0%
20.00	**0.53**	**0.12**	**24.0%**

INFILTRATION CALCULATED FROM 75%-25% WATER DEPTH RANGE

Pit Size		Time in mins	
Length	1.05	2	75%
Width	0.35	19	25%
Depth	0.65		

Infiltration Rate from75%-25% **8.4378E-05**

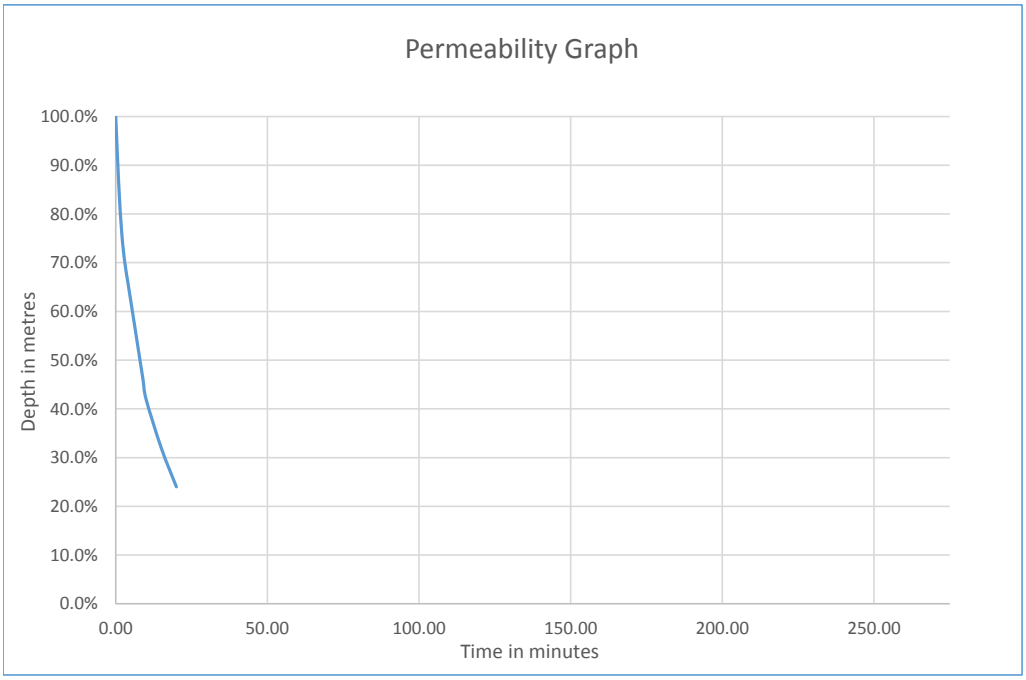

Soakaway Test Results & Soil Infilltration Rate

constructiveevaluation
site investigation • building pathology

Site: 34-44 Carlton Avenue

Job No: 19.1088 **Trial Hole: SA2** **Test 2**

Time in minutes	Depth in metres to water surface	Depth in metres of water	Percentage of water depth at start
0.00	0.23	0.42	100.0%
1.00	0.28	0.37	88.1%
2.00	0.30	0.35	83.3%
3.00	0.32	0.33	78.6%
4.00	0.33	0.32	76.2%
5.00	0.35	0.30	71.4%
6.00	0.36	0.29	69.0%
7.00	0.38	0.27	64.3%
8.00	0.40	0.25	59.5%
9.00	0.41	0.24	57.1%
10.00	0.43	0.22	52.4%
15.00	0.47	0.18	42.9%
20.00	0.52	0.13	31.0%
27.00	0.56	0.09	21.4%
27.00	**0.56**	**0.09**	**21.4%**

INFILTRATION CALCULATED FROM 75%-25% WATER DEPTH RANGE

Pit Size		Time in mins	
Length	1.05	4	75%
Width	0.35	24	25%
Depth	0.65		

Infiltration Rate from75%-25% **6.73077E-05**

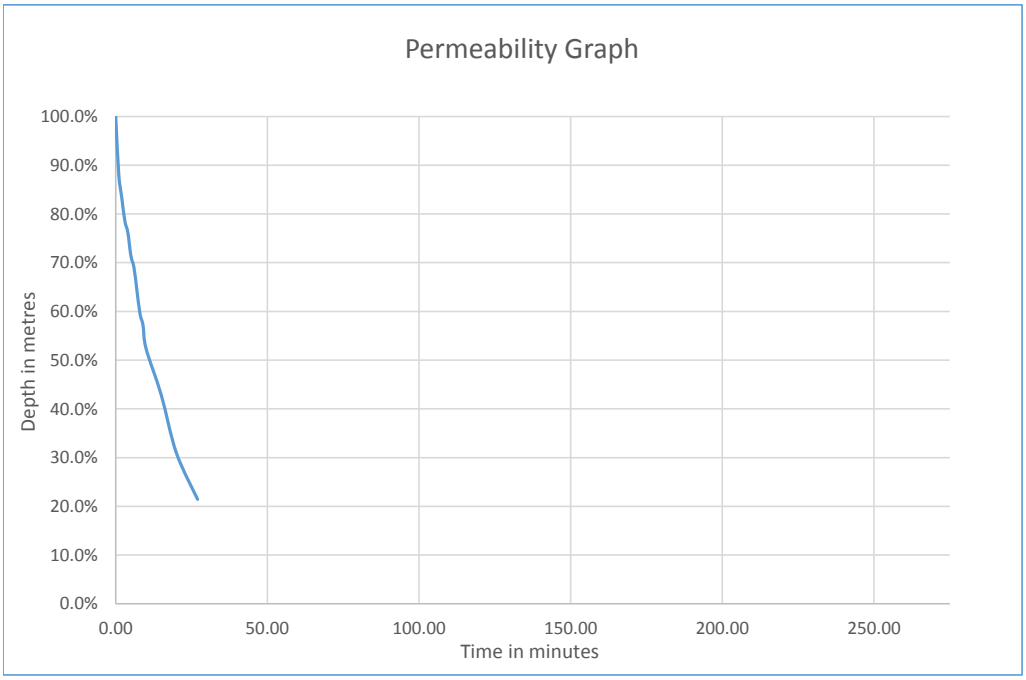

Soakaway Test Results & Soil Infilltration Rate

constructiveevaluation
site investigation • building pathology

Site: 34-44 Carlton Avenue

Job No: 19.1088 **Trial Hole: SA2** **Test 3**

Time in minutes	Depth in metres to water surface	Depth in metres of water	Percentage of water depth at start
0.00	0.20	0.45	100.0%
1.00	0.25	0.40	88.9%
2.00	0.28	0.37	82.2%
3.00	0.30	0.35	77.8%
4.00	0.31	0.34	75.6%
5.00	0.33	0.32	71.1%
6.00	0.34	0.31	68.9%
7.00	0.35	0.30	66.7%
8.00	0.36	0.29	64.4%
9.00	0.37	0.28	62.2%
10.00	0.38	0.27	60.0%
15.00	0.41	0.24	53.3%
20.00	0.44	0.21	46.7%
25.00	0.47	0.18	40.0%
30.00	0.49	0.16	35.6%
45.00	0.54	0.11	24.4%
60.00	0.57	0.08	17.8%
60.00	**0.57**	**0.08**	**17.8%**

INFILTRATION CALCULATED FROM 75%-25% WATER DEPTH RANGE

Pit Size		Time in mins	
Length	1.05	4	75%
Width	0.35	44	25%
Depth	0.65		

Infiltration Rate from75%-25% **3.45395E-05**

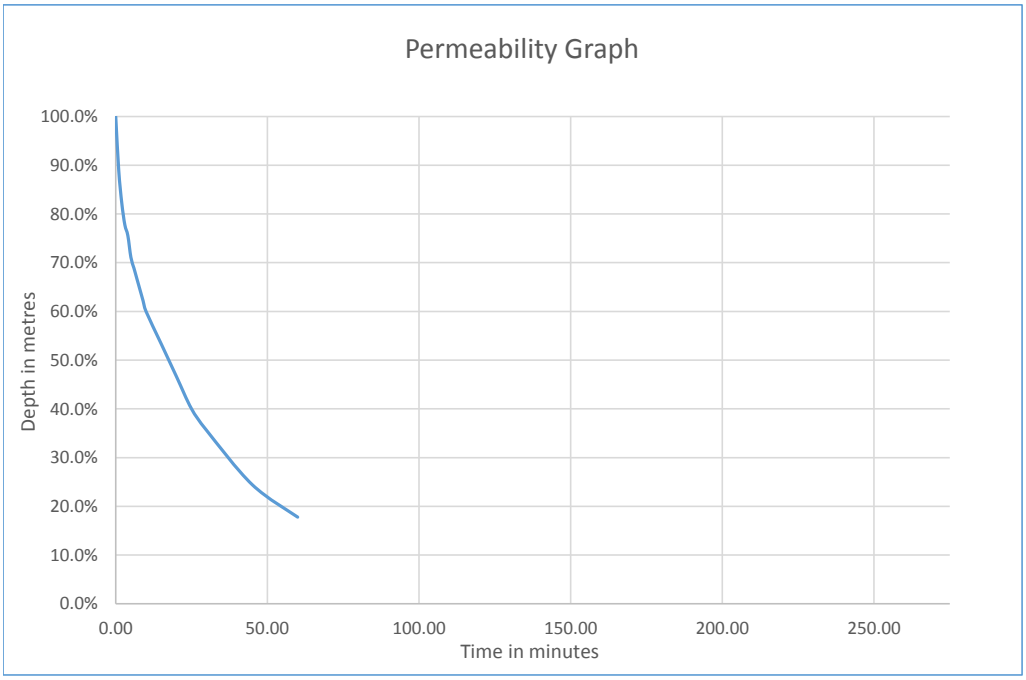

Soakaway Test Results & Soil Infilltration Rate

constructiveevaluation
site investigation • building pathology

Site: 34-44 Carlton Avenue

Job No: 19.1088 **Trial Hole: SA3** **Test 1**

Time in minutes	Depth in metres to water surface	Depth in metres of water	Percentage of water depth at start
0.00	0.10	0.55	100.0%
1.00	0.12	0.53	96.4%
2.00	0.13	0.52	94.5%
3.00	0.14	0.51	92.7%
4.00	0.15	0.50	90.9%
5.00	0.16	0.49	89.1%
6.00	0.17	0.48	87.3%
7.00	0.18	0.47	85.5%
8.00	0.18	0.47	85.5%
9.00	0.19	0.46	83.6%
10.00	0.19	0.46	83.6%
15.00	0.22	0.43	78.2%
20.00	0.25	0.40	72.7%
25.00	0.28	0.37	67.3%
30.00	0.32	0.33	60.0%
45.00	0.38	0.27	49.1%
60.00	0.40	0.25	45.5%
90.00	0.44	0.21	38.2%
125.00	0.49	0.16	29.1%
160.00	0.53	0.12	21.8%
230.00	0.61	0.04	7.3%
265.00	0.65	0.00	0.0%
265.00	**0.65**	**0.00**	**0.0%**

INFILTRATION CALCULATED FROM 75%-25% WATER DEPTH RANGE

Pit Size		Time in mins	
Length	1.00	17	75%
Width	0.30	144	25%
Depth	0.65		
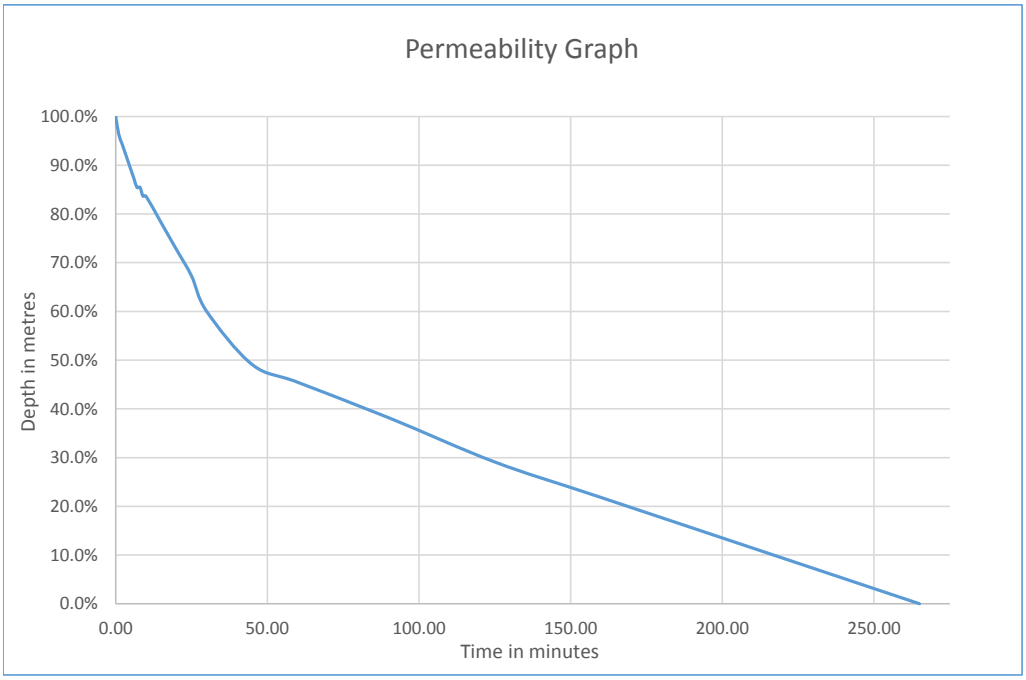
Infiltration Rate from75%-25% **1.06668E-05**