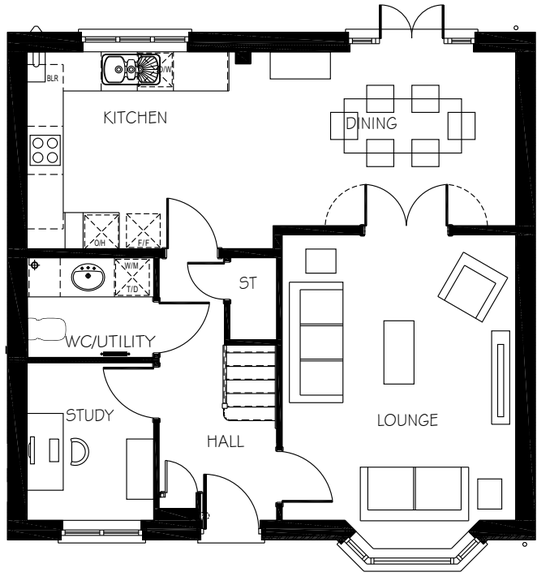

GROUND FLOOR PLAN

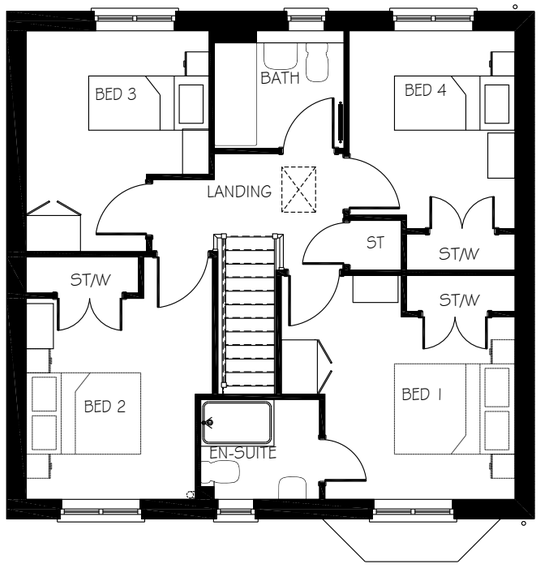

FIRST FLOOR PLAN

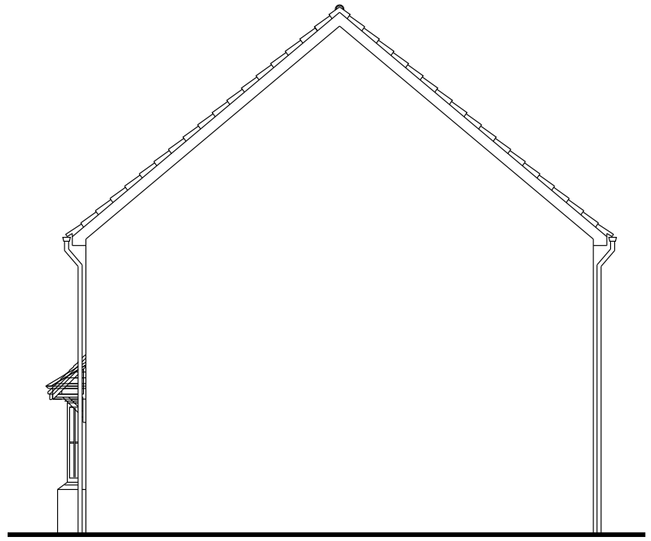

SIDE ELEVATION

FRONT ELEVATION

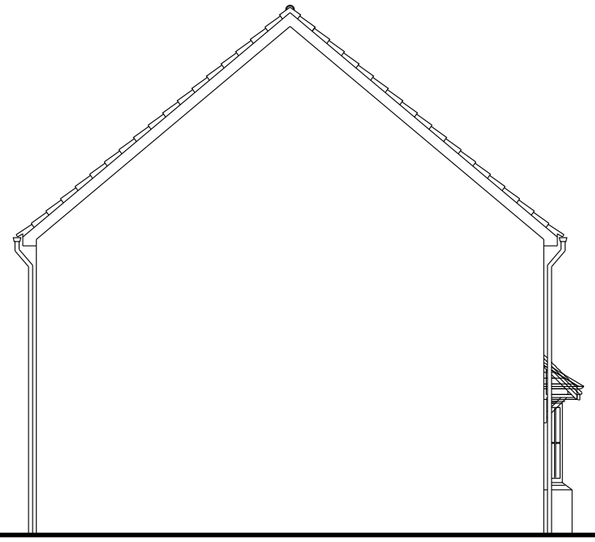

SIDE ELEVATION

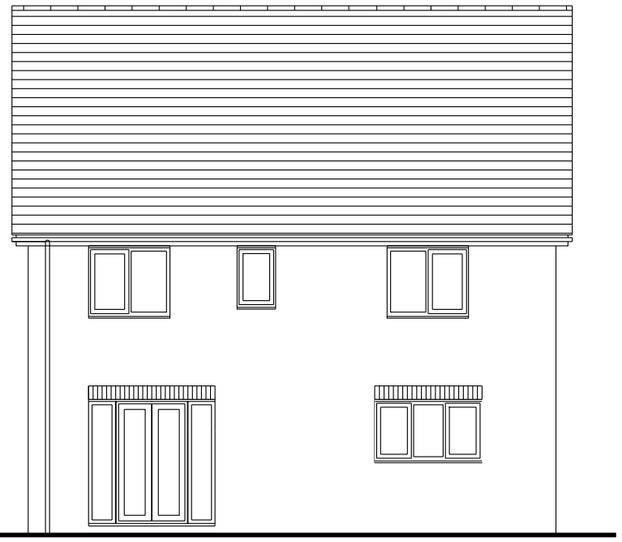

REAR ELEVATION

0 2M 10M
1M 5M

Notes:
The contractor must verify all dimensions on site before commencing any work on shop drawings, do not scale from this drawing
McBains Ltd copyright

BIM Transmittal Disclaimer

McBains Ltd makes no express or implied warranties with respect to the character, function, or capabilities of the data (inclusive of 3rd party data incorporated within), or the suitability of the data for any particular purpose beyond those originally intended by McBains Ltd. Please refer to our standard terms and conditions for further details.

NOTE:
ALL BATHROOMS & ENSUITE WINDOWS TO HAVE OBSCURED GLASS.

REFER TO EXTERNAL MATERIALS PLAN FOR SPECIFIC MATERIALS, WINDOWS COLOURS AND DOOR COLOURS

Revision	Amendment	Date
P2	Drawing issued for comments	09.11.2018
P1	Drawing issued for comments	28.09.2018

Drawn by	Reviewed by	Approved by
JP	TS	PO'R
MCB Number	Date created	Scale @ A3
60435	AUG'18	1:100 @ A3

McBains Ltd
5th Fl, 26 Finsbury Square London EC2A 1DS
+44 (0)20 7786 7900 mcbains.co.uk

Client
Taylor Wimpey

Project
LAND AT NYTON NURSERIES - RE-PLAN
EASTERGATE AND WESTERGATE
WEST SUSSEX

Drawing Title
HOUSETYPE PLANS & ELEVATIONS
NA44 (MANDORD)
PLOTS 131,210 as shown
PLOTS 126,213,225,233 handed

ARCHITECTURE

Drawing / Document Reference								Status	
NNRP	MCB	ZZ	ZZ	DR	A	0120		D5	P2
Project Iden	Originator	Zone	Level	Type	Discipline	Number		Suitability	Revision