

Fast Charging





Solo 3 - Home


Datasheet

This datasheet details the technical specifications for the Solo 3 (Home) a variant of the Solo product family. If you're unsure which model you have, please contact Pod Point directly.

The Solo 3 includes and exceeds all required and “optional” safety features noted in the BS EN 61851-1 standard for electric vehicle charging. The Solo 3 is available in universal socketed or tethered models with either Type 1 or 2 cables. The Solo 3 is available with models offering charging rates of either 3.6kW, 7kW and 22kW - with the 22kW not compatible with Auto Power Balancing feature as standard.

Speed category	Fast charging
Charging rate	3.6, 7 or 22kW
Product family	Solo

- Single vehicle charging
- Wi-Fi enabled
- 3 Year warranty
- Smart Reporting & Pod Point Network enabled



Universal
Socket



Tethered

Type 1 - 4.8m cable or
Type 2 - 7.5m cable

Power and Environmental

Power rating	2.5-22kW - AC
Input voltage range	240-400 VAC (50Hz)
Rated output current	0-30A - AC RMS
IP rating	IP54 enclosure (IP44/54 for plugs and socket)
IK rating	IK10
Operating temperature	-25°C to 50°C
Standby consumption	<2.5W
Materials	Polycarbonate
Protection	6mA DC Leakage, Over current, PME and failed earth protection.

Physical properties

Height Width Depth	330mm 290mm 112 (167mm Socketed)
Weight	Socket - 3.5kg Tethered - 6kg
Charging connectors	1 Type 1 (SAE J1772) 2 Type 2 (IEC 62196-2)
Colour	Black/Grey

Socket

Socket type	Mennekes Type 2 (IEC 62196-2) socket with statutory locking mechanism.
-------------	--

Standards & Compliance

Standards compliance	LVD 2014/35/EU EMCD 2014/30/EU BS EN 61851-1:2019 EN61000-3 and -2 CE Certified BS7671: 2018
----------------------	---

Connectivity & Communication

Connectivity	IEEE 802.11bgn Wi-Fi
Feature updates	Yes - Via Wi-Fi
Software updates	Yes - Via Wi-Fi

Security

Wi-Fi	WEP, WPA, WPA2 or Open Wi-Fi
Connection security	Secure HTTPS data encryption

Solo 3 Home - Model Matrix						
Model	S7-1C-03 (single-phase)	S7-2C-03 (single-phase)	S7-UC-03 (single-phase)	S7-UCB-03 (single-phase)	S22-2C-03 (three-phase)	S22-UC-03 (three-phase)
Connection type	Tethered	Tethered	Universal Socket	Universal Socket	Tethered	Universal Socket
Vehicle connector	SAE J1772 (Type 1)	IEC62196-2 (Type 2)	Any ⁽¹⁾	Any ⁽¹⁾	IEC62196-2 (Type 2)	Any ⁽¹⁾
Cable length	4.8 m	7.5 m	NA ⁽¹⁾	NA ⁽¹⁾	7.5 m	NA ⁽¹⁾
Cable holster supplied	Yes	Yes	No	No	Yes	No
Maximum power rating	30A (~7kW) ⁽²⁾	30A (~7kW) ⁽²⁾	30A (~7kW) ⁽²⁾	30A (~7kW) ⁽²⁾	30A x 3 (~22kW) ⁽²⁾	30A x 3 (~22kW) ⁽²⁾
Auto Power Balancing (Load management)	Yes	Yes	Yes	Yes	No	No
Variant	AX ⁽³⁾ Y ⁽⁴⁾	AX ⁽³⁾ Y ⁽⁴⁾	AX ⁽³⁾ Y ⁽⁴⁾	AX ⁽³⁾ Y ⁽⁴⁾	AX ⁽³⁾ Y ⁽⁴⁾	AX ⁽³⁾ Y ⁽⁴⁾
<div><div>⁽¹⁾ User provides the suitable charging cable, supplied with the vehicle or purchased separately.</div><div>⁽²⁾ Power rating will vary due to vehicles maximum rate of charge and local supply voltage.</div><div>⁽³⁾ X will be an alphabetical value (A-J) which denotes different internal hardware variants</div><div>⁽⁴⁾ Y will be an alphabetical value (A-D) which denotes different internal hardware configurations</div></div>						

Pod Point’s hardware and software are engineered in house to meet the requirements of BS EN 61851-1 edition 3 and are tested using accredited independent test facilities. BS EN 61851-1 includes various mandatory test standards that must also be adhered to.

UK and European based manufacturing facilities are used for production, In house customer support teams are locally based providing best in class support.

Universal socket models include a locking mechanism as standard (BS7671:2018 regulation 722.55.101.4)

Installation & Safety

- For full installation details, please see our Solo 3 Home - Install guide [here](#)
- To start training to become a Pod Point Domestic Certified Installer please visit our website [here](#) for more information.
- Our on-board 6mA DC Leakage protection is fully compliant with BS 7671:2018 - regulation 722.531.2.101. This can be used safely in conjunction with a Type A RCD/RCBO, instead of requiring a more costly Type B RCD.
- Certified Pod Point installations include double or four pole RCD protection (Regulation 722.531.2.1.1) fitted at source providing protection for the entire installation, This RCD/RCBO may also fulfill requirements of regulation 722.537
- An Energy Clamp (single-phase only) that protects your home's main fuse from over currents that may result from the additional supply load when charging an EV.
- All Pod Point charging units include the Pod Point PEN Isolation system, which provides complete earthing protection without the need of additional earth rod installation. This is in compliance with BS7671:2018 regulation 722.411.4.1 (v)
- Standard installation costs include the supply cable (up to 15 metres), a mini consumer unit with RCBO, domestic load sensor cable and general sundries (cable cleats, screws etc..)

After sales service

- We will not undertake any repairs for any out-of-warranty failures without first receiving acceptance of our quotation for related costs. Refer to the Solo 3 installation guide for further details of supply requirements. Our Solo 3 is provided with a 3 year product warranty as standard, the terms of which can be found [here](#).

Smart Charging

- Charging may be interrupted or rate-limited for brief periods to facilitate grid management in periods of peak local, regional or national demand. If utilised, Pod Point will manage these limits to mitigate any significant effect on vehicle charging times overall.

Limitations of use

- Pod Point do not authorise the use of charging cable adaptors and "smart" cables due to their impact on safety.*
- Pod Point equipment must only be used with European certified vehicles and cables, (damaged or non approved cables should not be used with any EVSE or vehicles).

** BS EN 61851-1 forbids the use of in cable adaptors, extensions leads and cables that change the operational state of the EVSE (smart cables).*

Warranty and support

To maintain our 3 year limited warranty, The installation shall be in accordance with Pod Point's guidance, comply with relevant legislation and be installed by a certified electrician.

Any hardware failure should be promptly reported to us [here](#). You must quote the serial number and location of the product with a brief description of the failure.

Our support team will then investigate and attempt to remotely resolve the issue. They may ask you to provide additional information to assist in this.

If the issue cannot be resolved remotely, and the product is within warranty, we will arrange for one of our team to visit. If the issue is a result of any shortcoming in design or manufacture it will be made good free of charge or at our option, exchanged for a replacement product. If we attend site and the fault is not a result of a design or manufacture issue of our product, we will make reasonable attempts to diagnose the issue and propose a resolution which may have an associated fee. A call out fee will be applicable where our product is not at fault.

Limitation of liability

In no event will we accept any liability for any loss, costs or damages consequential of the use and/or misuse of our hardware products, except and only to the extent that this is caused by our negligence.

pod POINT