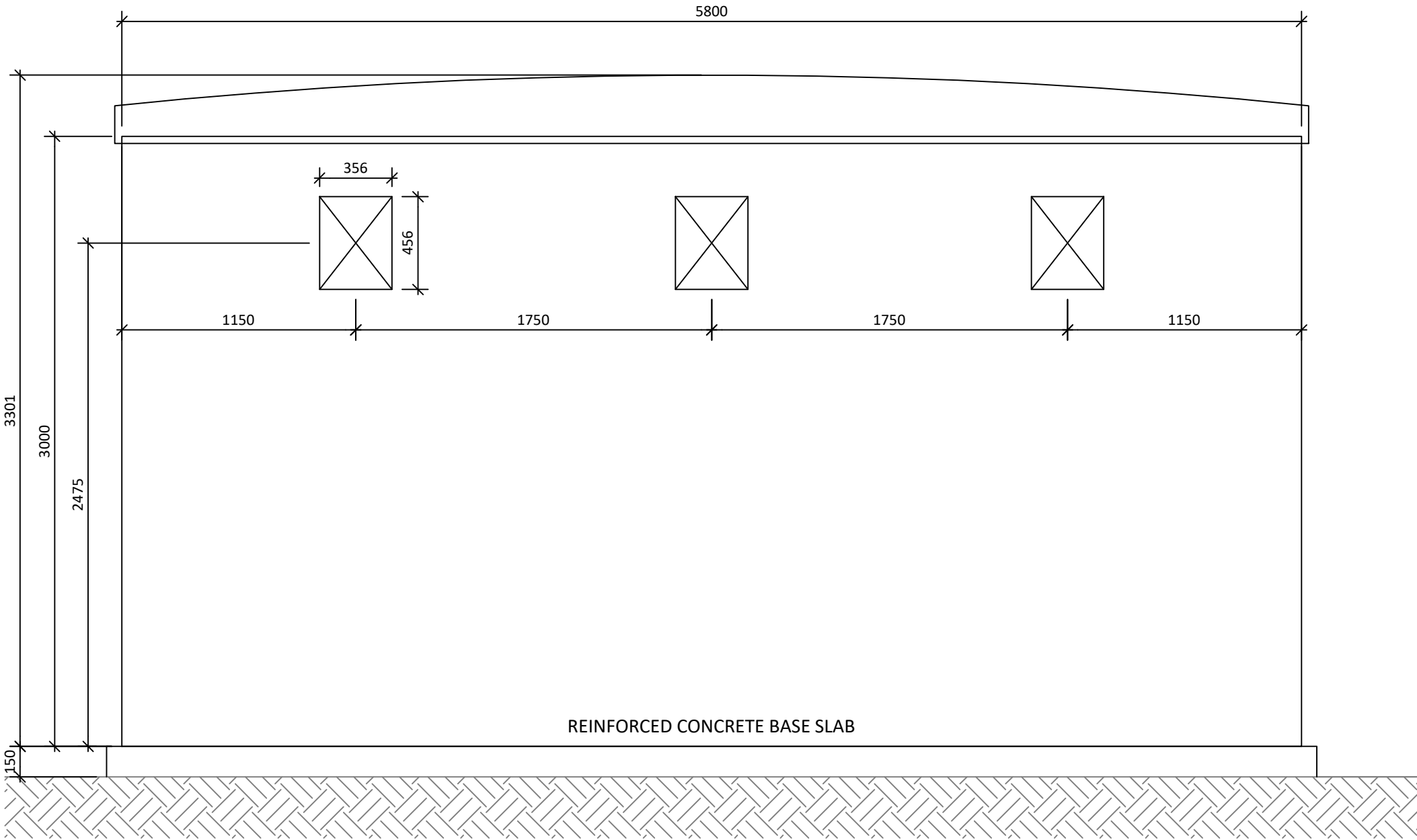



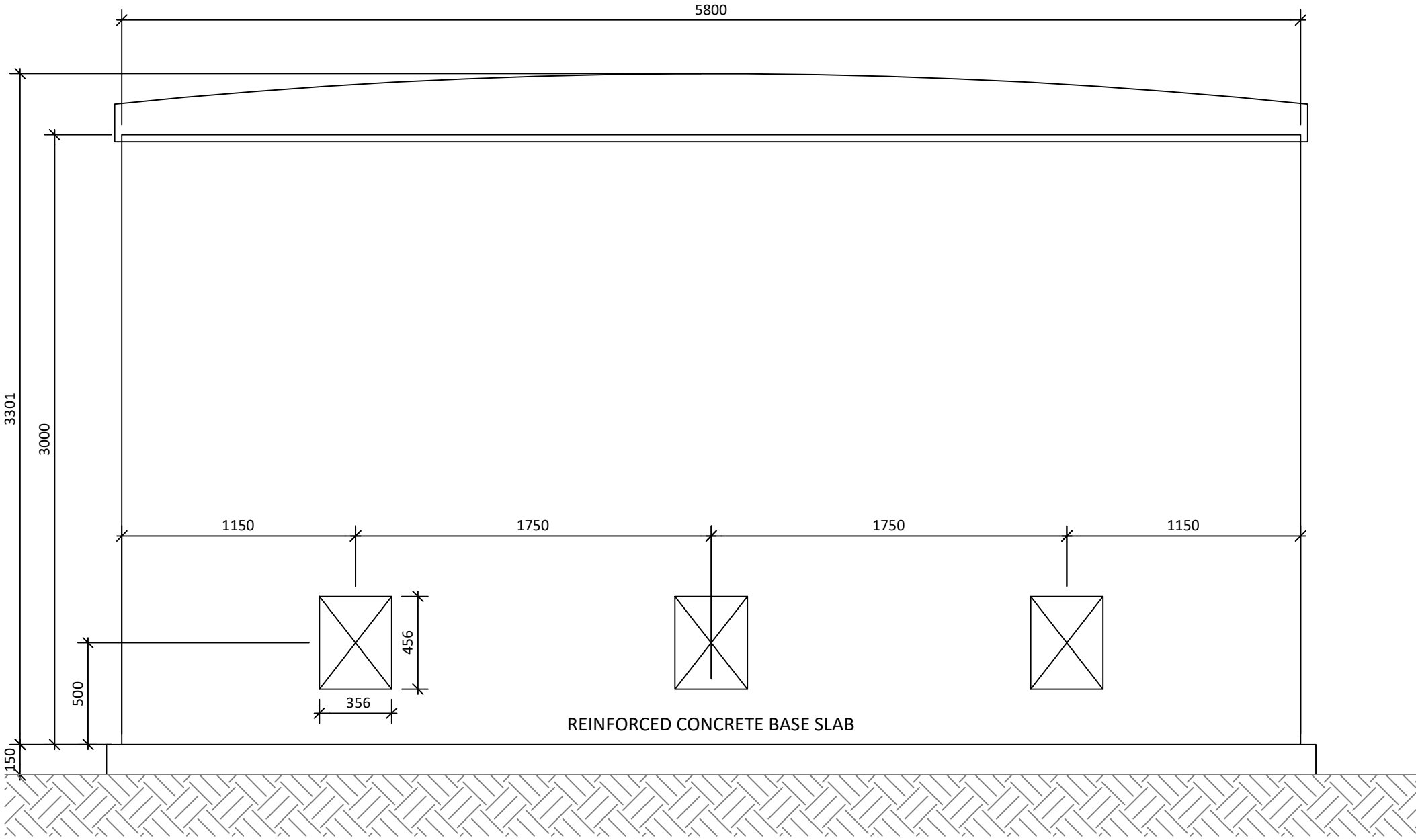
NORTH ELEVATION  
SCALE 1:25



EAST ELEVATION  
SCALE 1:25



SOUTH ELEVATION  
SCALE 1:25



WEST ELEVATION  
SCALE 1:25

General Notes

- These drawings are to be read in conjunction with all relevant Architect's and Engineer's drawings and specifications.
- Except where specific dimensions are shown on these drawings, all setting out shall be in accordance with the architects drawings and specifications. Any discrepancy between these drawings and the architects drawings or the actual site dimensions should be referred to the engineer immediately and confirmed in writing. The contractor is responsible for the accuracy of all dimensions and the setting out.
- Do not scale from these drawings. If in doubt, ask.
- All dimensions are in millimetres unless noted otherwise.
- All proprietary materials to be in accordance with manufacturers specifications and to Engineer's approval.
- All proprietary CDP elements shown on the drawings should be treated as indicative and are subject to detailed design by specialist manufacturer/supplier. The contractor should make suitable allowance for third party design/detailing and potential impact on the permanent work design.

PRV Building

- External Walls:
- Finish = Semi-gloss
  - Colour = 14C39 Empire Green

- Internal Walls:
- Finish = GRP
  - Colour = White

- Roof:
- Finish = Stippled
  - Colour = 14C39 Empire Green

- Doors:
- Finish = Semi-gloss
  - Colour = 14C39 Empire Green

THIS DRAWING IS FOR  
PLANNING PURPOSES ONLY

This drawing has been prepared for submission to fulfil planning permission requirements and is not to be used for construction in anyway. Some elements may still be subject to amendment during scheme development, post planning approval.  
Godsell Arnold Partnership Ltd. accept no liabilities if works are constructed based on this drawing.  
Godsell Arnold Partnership Ltd. will not be able to assist in any technical questions arising if any construction proceeds based on this planning drawing.

DO NOT USE FOR SETTING OUT

Godsell Arnold Partnership Ltd (GAP Ltd) drawings are not to be used for setting out. Drawings issued in .dwg format are for information only. Use of .dwg files for setting out is entirely at the Contractor's risk.

NOT FOR CONSTRUCTION

P01	05.12.24	Preliminary issue for planning.	I	IJW
Rev	Date	Revision Description		Issued by

Drawing Status: S4 - Suitable for Approval

**GODSELL • ARNOLD**  
**PARTNERSHIP LTD**  
**Consulting Civil and Structural Engineers**  
7 Arrowsmith Court, Station Approach  
Broadstone, Dorset. BH18 8AX  
Telephone: 01202 600 900 Website: www.gapltd.net

Client: PORTSMOUTH WATER

Project: WESTERGATE WTW

Drawing Title: PRV BUILDING  
ELEVATIONS

Scale: 1:25 Drawn: FDH Checked: IJW

Project-Originator-Zone-Level-Type-Role Drawing No.: Revision:

24201-GAP-XX-XX-DR-C 9102 P01