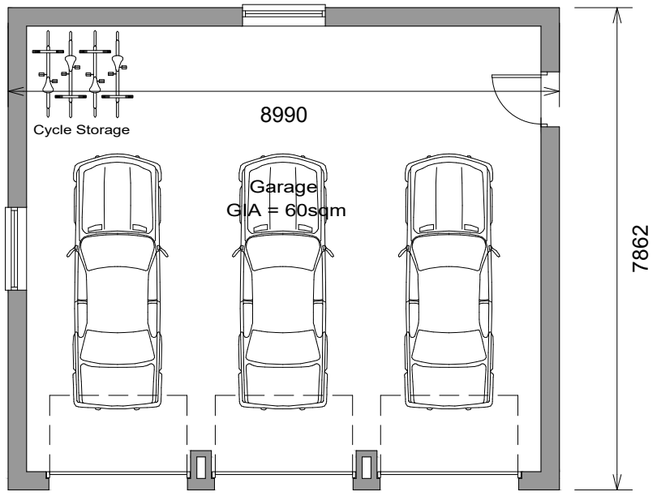

Ground Floor Plan



Roof Plan

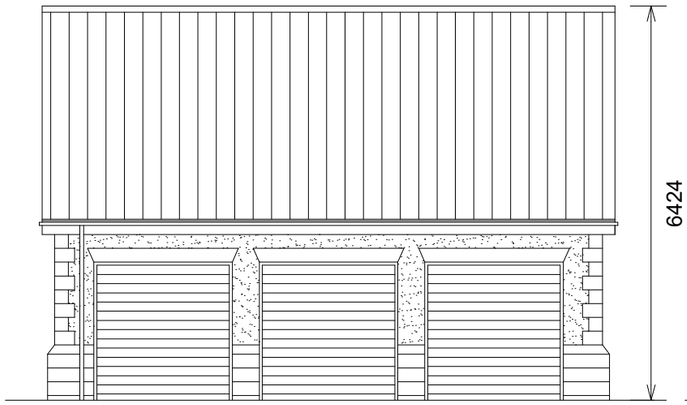

Front Elevation



Rear Elevation

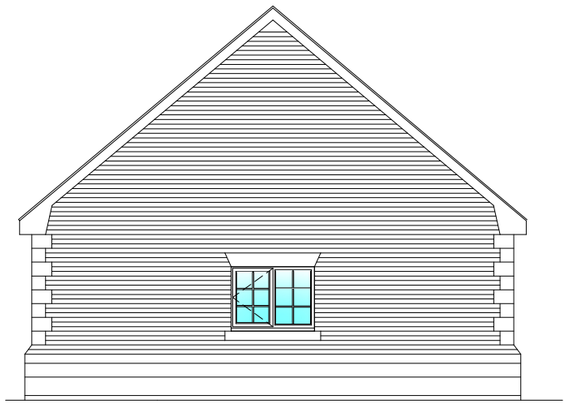

Side Elevation



Side Elevation

0 5 10m

NOTES:

DO NOT SCALE FROM THIS DRAWING EXCEPT FOR PLANNING PURPOSES.

1. This drawing is copyright of Wardman Brown.
2. All dimensions to be verified on site prior to any shop or site works being commenced.
3. Any discrepencies to be reported to the Designer BEFORE any work is put in hand.
4. This drawing must be read in conjunction with relevant consultants and specialists drawings.
5. This drawing must be read in conjunction with the drawings specified.

HAZARDS:

CDM2015

1. Live services adjacent/on site.
2. Excavations - Ground Collapse
3. Handling major components
4. Working at height - Falling
5. Machinery & Equipment
6. Ensure all blockwork has a minimum crushing strength of 3.5N/mm²
7. The weight of each block must not exceed 20Kg

REV DATE DETAILS

REVISIONS:

Wardman Brown

62 Duke Street
Darlington, DL3 7AN
Tel: 01325 460227

info@wardmanbrown.com
www.wardmanbrown.com

CIAT
CHARTERED PRACTICE

CLIENT:
Bradley Briggs

PROJECT:
Residential Development
Littleleath Road, Fontwell,
Arundel BN18 0SR

DRAWING TITLE:
House Type
Garage

PURPOSE OF ISSUE:
PLANNING

SCALE: 1:100 @ A3

DATE: APR 2026	DRAWN: LSW	DRG REVISION:
DRAWING NO: L025149-005		-