ARUN DISTRICT COUNCIL:AB/25/07/ 23/02/2007

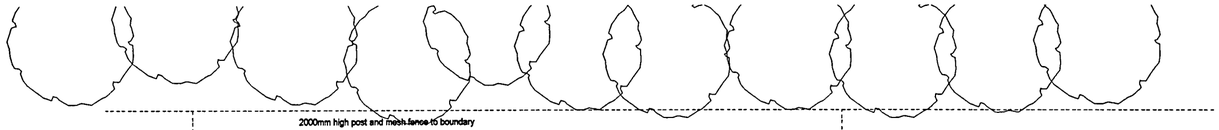

NOTE - This site may be within a designated area and is subject to possible RADON emissions through the sub strata - therefore the methods of any protection needed are

1. *To make application for a Radon Site Survey Report to the British Geological Survey at NRPB Chilton Didcot Oxfordshire OX11 ORQ (tel: Radon Hotline on 0800 614529) to obtain an application form the fee charge of which is £30.00 plus VAT*

   or

2. *To adopt a construction method of protection by use of a Radon Barrier (continuous layer - no joints) of 1200 gauge material under the oversite slab formation stepped up to meet the damp proof course to the inner skin of the wall and down the face of that wall and across the cavity and outer skin of the wall terminating at finished ground level (forming a cavity tray to the cavity wall construction all in accordance with each Local Authority's approval and any typical details or as otherwise shown on the application drawings*

3. *ONLY instigate an application for a Report if directed by the ADC Building Control as the area appears not to be affected*

PROPOSED MATERIALS and FINISHES

The existing roof construction comprises Tudor Brown Redland or Marley Grovebury concrete interlocking roof tiles with black 100mm diameter pvc half round gutters and 65mm diameter rain water down pipes to a closed eaves configuration

The new flat roof construction to comprise of a three layer built up roofing system to BS 747 Part 3 with 13mm stone chippings hot bedded to same on decking - firrings and a Warm Roof Construction laid to a fall to the gutter of the rear elevation - flat roof joists being 170mm x 47mm SC3 @ 400mm centres

The new external walls to comprise a 280mm cavity wall construction being having a 2 coat render application applied to 100mm of Tarmac 4kn dense blockwork with an 80mm fully filled cavity of Rockwool insulation batts (see sheet U values as construction note 2) with an inner skin or Tarmac Gti Aircrete 470 kg/m3 blockwork with either 13mm light weight plaster or 12.5mm plasterboard on dabs to achieve a U value of 0.3wm2°c or 0.29wm2°C - all new walls to be finished externally with a Sandtex or Dulux Masonry paint finish

All new windows to comprise White section coloured Pvcu double glazed units of 24mm thickness being Pilkington "K" glass or Argon gas filled units matching the existing style and configuration

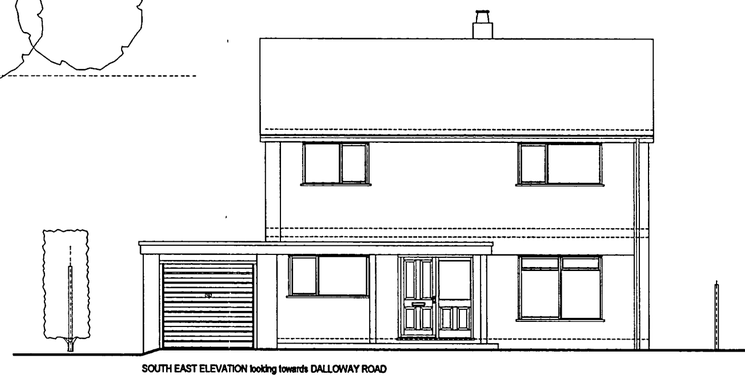

SOUTH EAST ELEVATION looking towards DALLOWAY ROAD

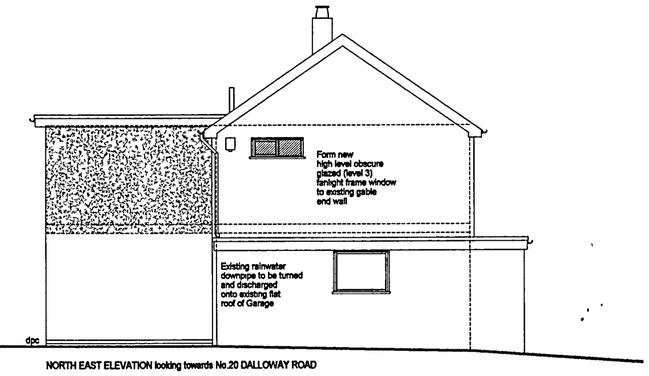

NORTH EAST ELEVATION looking towards No.20 DALLOWAY ROAD

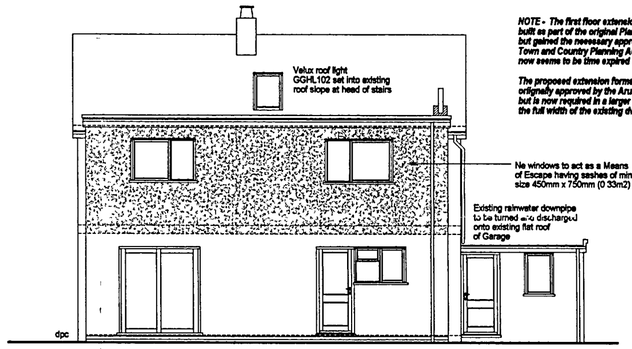

NORTH WEST ELEVATION looking into rear Garden

NOTE - The first floor extension was NOT built as part of the original Planning Consent but gained the necessary approvals under the Town and Country Planning Acts although this now seems to be time expired

The proposed extension forms part of that as originally approved by the Arun District Council but is now required in a larger format being the full width of the existing dwelling

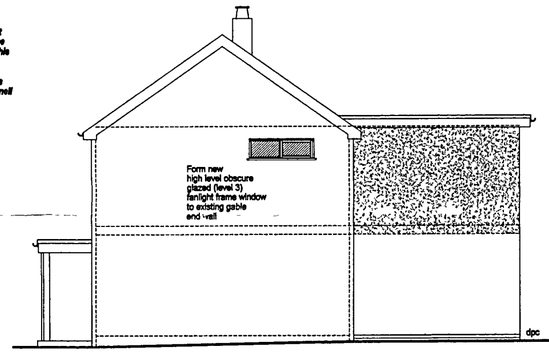

NORTH EAST ELEVATION looking towards No 18 DALLOWAY ROAD

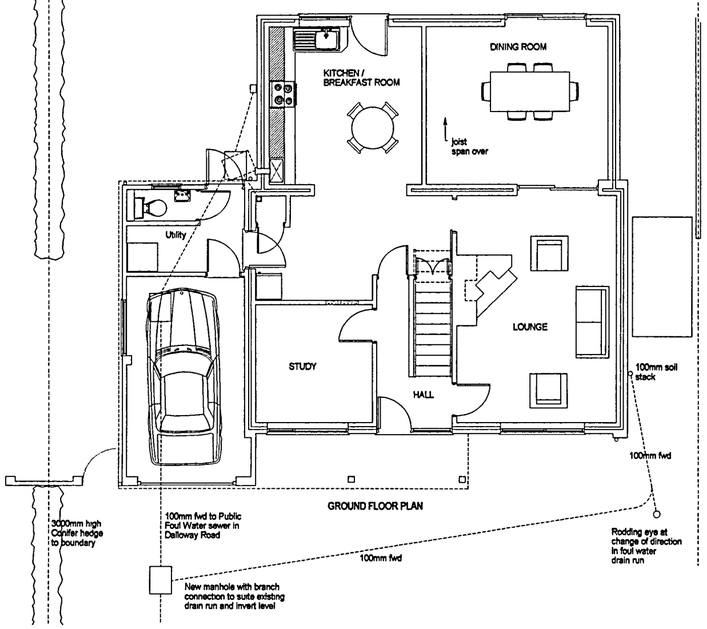

GROUND FLOOR PLAN

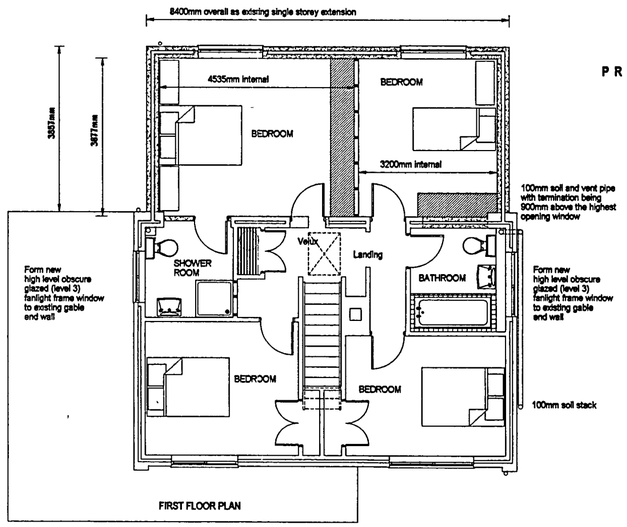

FIRST FLOOR PLAN

PROPOSED FLOOR PLANS and ELEVATIONS

NOTE - see structural calculation sheets numbered 330422/1 to 5 plus sketch showing the foundation design as was originally approved and constructed as part of the ground floor single storey extension being ready for the new first floor extension in latter years



CLIENT.	Mr and Mrs J Willis – 18 Dalloway Road Arundel Worthing W Sussex	DESCRIPTION	Proposed Floor Plans and Elevations
PROJECT	First floor Extension to form Bedrooms and Ancillary Works thereto	SCALE. 1.100	DRAWING No: 06987/ 3
DATE:	February 2007	REVISION	

DRAWING PREPARED BY – DESIGN CONSULTANCY SERVICE – PO BOX 180 CHICHESTER WEST SUSSEX PO18 8YJ (Tel: 01243 775 996)

© COPYRIGHT RESERVED

DCS DESIGN SERVICE